

Midwest PETS 2022

WORKING WITH YOUR LEADERSHIP TEAM



Ground Rules



**Mute Mics
when not
speaking to
reduce noise**



**Use the raise
hand feature
or you can
utilize the
chat to ask
questions**



**Keep your
video on**



**Keep
something
on hand to
write on**



**Plan to
participate in
discussions**



**Plan to stay
for the
duration of
the session**

Working With Your Leadership Team



Dean Ryerson, PDG
Madison West Towne-Middleton
District 6250
dryerson@tds.net



Working With Your Leadership Team



Jason Beren

Madison

District 6250

jrberen@gmail.com



Learning Objectives

- Club President Role and Responsibilities
- Leading Your Leadership Team
- Resources Available to Club Presidents and your Leadership Team



Building Your Leadership Team



Club President Role and Responsibilities

- What are the roles and responsibilities of a Club President?
- What are some key things not to forget in your roles as Club Presidents?



Club President Role and Responsibilities

- Time and preparation
- Always be prepared
- Be a motivational force for members
- Have an orientation session for your new board
- Oversee club officer elections
- Select and prepare the committee chairs
- Look to add diverse opinions/backgrounds



Club President Role and Responsibilities

- Oversee the work of all the committees
- Clarify the roles for club officer and chairs
- Let your board and committee chairs know you don't want surprises
- Meet with the club board frequently
- Foster continuity



Club President Role and Responsibilities

- Manage Conflict
- Have your bylaws handy
- Help club leaders and members have access to the tools, resources, and information
- Thank, Thank, and Thank your volunteers
- Recognize and show appreciation for member's commitments to the club
- Develop future club leaders



Club Leadership Team

- Club Leadership Teams Typically Include:
 - Board Members (P, PE, S, T, and IPP)
 - Club Trainer
 - Sergeant-at-arms
 - Committee Chairs
 - Past President



Encourage Your Club Leadership Team

- What should Club Presidents be encouraging their Club Leadership Team to do?



Encourage Your Club Leadership Team

- Sign up with My Rotary
- **Connect** with District Chairs and other Clubs
- Be inspired by other clubs, it's OK to utilize and build off their ideas!
- Learn Rotary Acronyms 😊
- Attend District Trainings
- Attend District Conferences



Encourage Your Club Leadership Team

- Investigate resources on your Districts site
- Consider joining a RI Discussion Groups
- Further develop their knowledge of Rotary's Work/Mission/Why
- Succession Planning
- Listen to your members



Tips For Working With Your Leadership Team

- Make the task doable, people are busy, don't make it a full-time job.
- Have Fun
- Put people in positions where they have KSA
(Knowledge, Skills, Abilities)
- Delegate
- Focus
- Establish ground rules
- Check in with your Team and support them



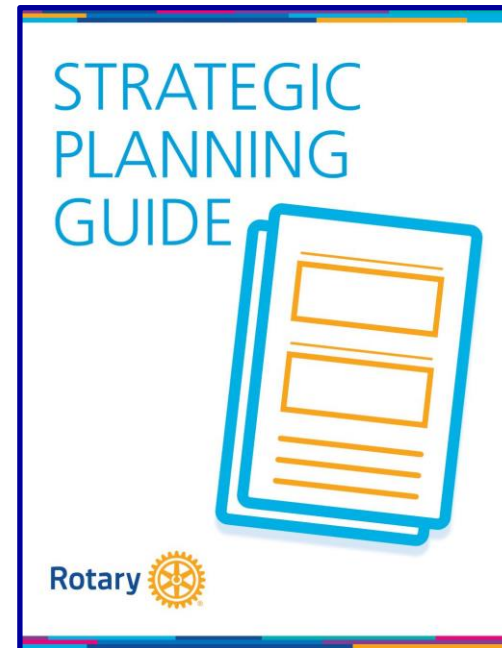
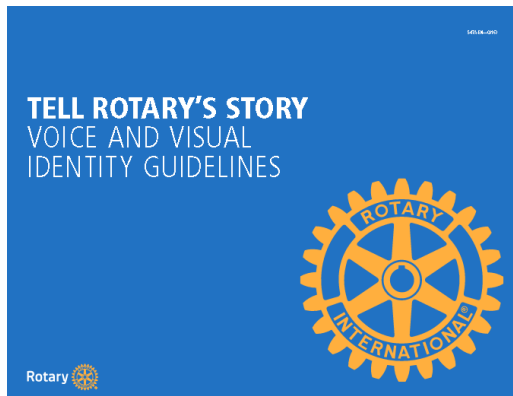
Leadership Development

- How to inspire busy people to commit to leadership roles?



RI Resources

Check out the array of guides that are available to assist clubs.



LEADERSHIP IN ACTION

Business and community leaders share a drive to continue developing new skills, both personal and professional. What if your club could offer those opportunities to members and other professionals in your community?

Start with Rotary's **Leadership in Action** guide to bring people together to strengthen their skills and their club.



ENGAGE CURRENT MEMBERS

Keep members' skills fresh by inviting them to get involved in your club's professional development program. Members can organize the event, lead sessions, or participate as learners.

Members who expand their knowledge can use their new skills to make meaningful change in their communities.



ATTRACT COMMUNITY PROFESSIONALS

Consider offering training to community members to expose them to Rotary. Invite such prospective members as:

- Young professionals
- Rotaractors
- Rotary alumni
- Colleagues
- Members' family and friends



GET STARTED WITH YOUR PROGRAM

Download **Leadership in Action** from My Rotary. It's a new guide that makes it easy to develop your club's program.

It includes customizable curriculum on:

- Communication
- Leadership styles
- Mentoring
- Time management
- Goal setting
- Living our values
- Building consensus
- Teamwork
- Professional image
- Innovation

Use **Leadership in Action** to build the skills of club members, attract professionals to Rotary, and make your club stronger!



www.rotary.org/myrotary
2504-EN-1216



Encourage Your Club Leadership Team



About Rotary

[VIEW](#)

Club Leadership

[VIEW](#)

District Leadership

[VIEW](#)

General

[VIEW](#)

Membership

[VIEW](#)

Professional Development

[VIEW](#)

Public Image

[VIEW](#)

Service

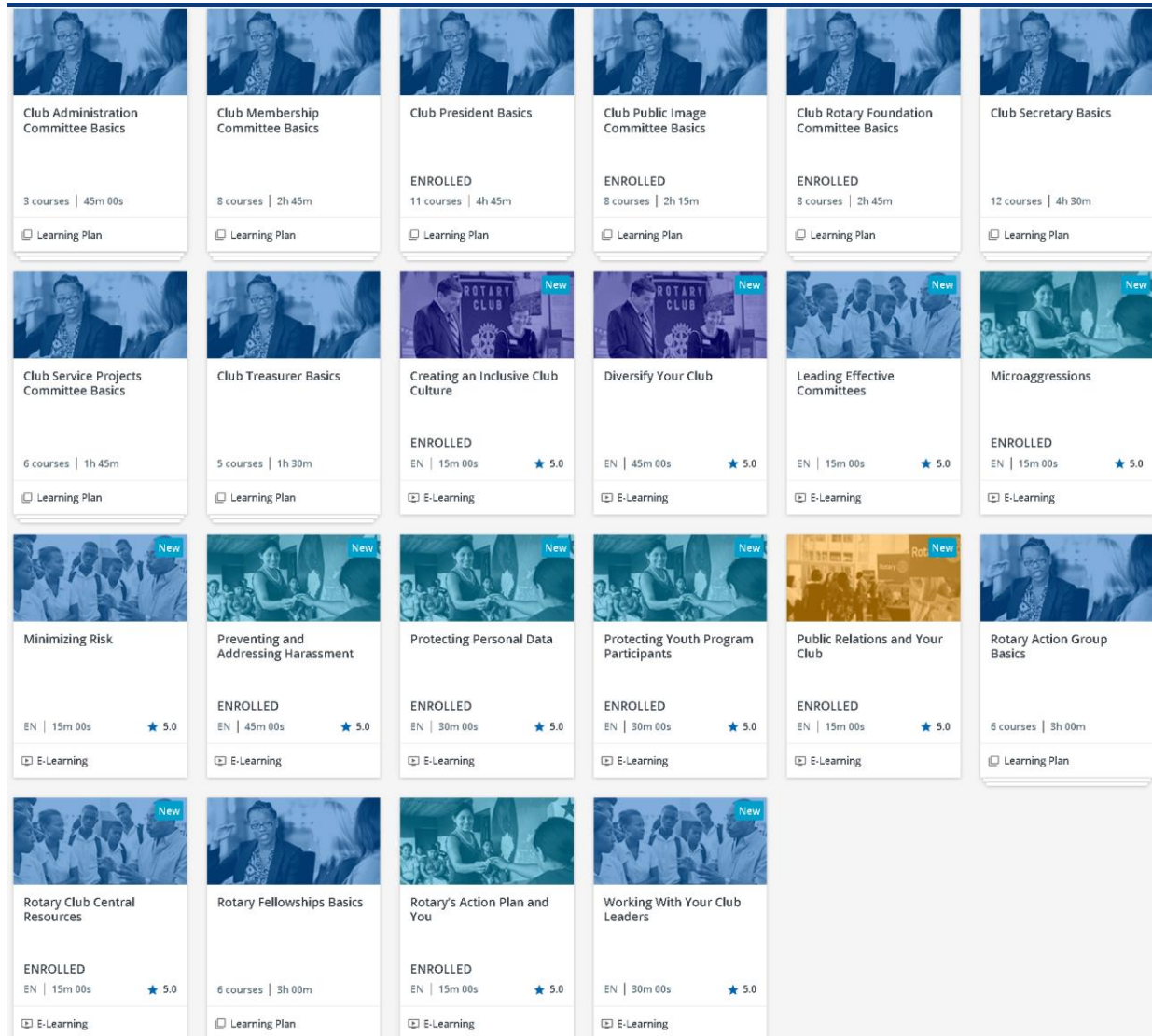
[VIEW](#)

The Rotary Foundation

[VIEW](#)



Encourage Your Club Leadership Team




- Leading Effective committees
- Public Relations
- Rotary Club Central Resources
- Creating an Inclusive Club Culture
- Foundation Basics
- Leading Change
- Practicing Flexibility and Innovation

District Support Team

- Your Assistant District Governor
- The DG Line (Current, Elect, Nominee, and Past)
- District Committee Chairs
- Membership
- Foundation
- Public Image
- District Trainer



Take Action!



What are your
post-session
action items?



What goals /
changes do have
for your Club?



Who are you
going to recruit to
be part of your
Leadership
Team?



What Rotary
Resources do
you want share?

Thank You!



Dean Ryerson
PDG

Madison West Towne-Middleton
District 6250
dryerson@tds.net



Jason Beren
Madison
District 6250
jrberen@gmail.com

